



SHINJUKU NEWS

For People Starting
a New Life in Shinjuku:

Shinjuku Start Guide

Now Available in a Public Video

I am ready to help you find answers to your questions and problems as you start your new life in Shinjuku! The video has eight chapters and subtitles in seven languages (English, Chinese, Korean, Nepalese, Vietnamese, Myanmar [Burmese] and Japanese with *kana*). View whichever segments interest you most!

https://www.city.shinjuku.lg.jp/tabunka/tabunka01_000001_00002.html



Note: The video is also available on DVDs that you can borrow at Chuo Library and other locations.

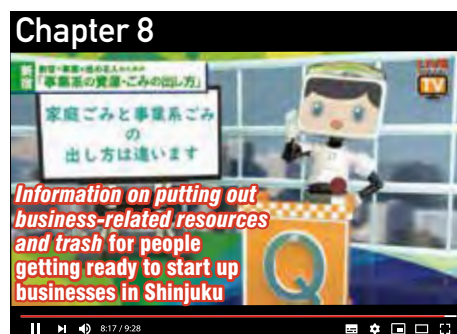
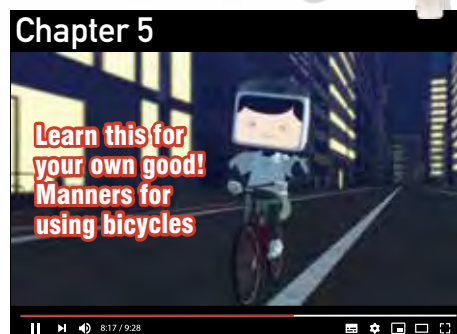
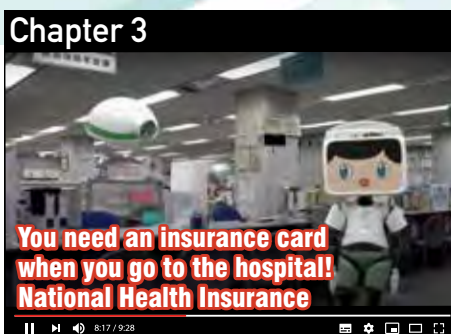


Azalea

Azalea is a reliable Shinjuku City drone that is happy to teach you the rules and provide helpful information for everyday living.

Shinwel

Shinwel is a youth who flies around the world to learn about various cultures.





Keep This in Mind Evacuating during an Earthquake, Typhoon or Other Disaster

To prevent accidents and the spread of infectious diseases when evacuating due to an earthquake, typhoon or other disaster, Shinjuku City encourages decentralized evacuations to avoid having large groups of people gathering in one place. If you can remain safe in your home during a disaster, taking shelter in your own home is a good option.

It makes sense to prepare for this type of “at-home evacuation” on a regular basis as a measure against disasters, which can happen at any time.

Preparing for an At-Home Evacuation

Secure a “safe space” and prevent furniture from toppling over

Secure a “safe space” in your home and use countermeasures such as installing braces to prevent furniture from toppling over.

Assess the level of flooding danger of the community where you live

Refer to the flood hazard map to see whether your neighborhood is in danger of flooding if there is heavy rainfall.

https://www.city.shinjuku.lg.jp/anzen/file03_00016.html



Stock enough supplies to last for at least three days

Keep enough food and water and other essential supplies to last for at least three days. In addition, keep simple emergency toilets and a gas cassette cooking table on hand.

Note: You should also have a supply of masks and alcohol-based sanitizers as measures to prevent the spread of infectious diseases.

Guidelines for Moving to an Evacuation Site

When there is an earthquake

If any of the following conditions apply, please evacuate immediately:

- There are indications that your home may collapse, such as your home tilting to one side
- A fire is spreading near your home
- The city office, police and/or fire department have issued an evacuation order

Evacuate immediately

For typhoons and heavy rainfall

If one of the following alerts is issued, please consider moving to an evacuation site:

- Alert level 3 (evacuation preparation information/evacuation advisories for the elderly)
- Alert level 4 (evacuation advisory/emergency evacuation directive)

Note: If there is a risk of flooding, evacuate to a higher floor in a building.

Consider evacuating

When a Disaster Strikes, Here Are Reliable Sources of Information

Note: When a disaster strikes, rumors and misinformation tend to spread quickly. Beware of inaccurate information on SNS and the Internet.

SNS Foreign-Language Editions “Shinjuku News”

Posts Shinjuku City news, information on events, and disaster-related information.

http://www.foreign.city.shinjuku.lg.jp/en/sns/sns_1/



Official Website Shinjuku City Information on Everyday Living for Foreign Residents

Posts information about everyday living and emergencies.

<http://www.foreign.city.shinjuku.lg.jp/en/>



Shinjuku City Disaster Prevention Weather Information E-mail

Sends disaster prevention and weather information via email.

http://www.city.shinjuku.lg.jp/anzen/file05_00002.html



Official Shinjuku City Website

This is the official website of Shinjuku City.

<http://www.city.shinjuku.lg.jp/>



Help Prevent the Spread of Infectious Diseases

Carefully practicing preventive measures in our everyday lives helps stop the spread of infectious diseases like COVID-19 and influenza.

Wash your hands



Wash your hands thoroughly after coming home or after touching places and things a lot of people also touch.

Use the link below to watch a video of the proper way to wash your hands:
Note: In Japanese only.

<https://youtu.be/-yFZPjZyp8Y>

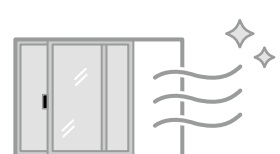


Wear a mask



You can spread a virus even when you do not display any symptoms, and even when your symptoms are light.
Always wear a mask even if you do not have any symptoms.

Ventilation



To lower the density of viruses indoors, please open a window for a few minutes once or more every thirty minutes to ventilate the room.

Causing a major accident or other serious trouble?



Bicycle Rules You Need to Know

Bicycles are a familiar and convenient means of transportation. You probably already know that there are various rules and obligations related to riding a bicycle in Japan. Not adhering to the rules could lead to a major accident or other serious trouble. Before you get on a bike, be smart and check the rules so that you can have a safe, enjoyable ride.



You must buy bicycle insurance before riding a bike in the Tokyo metropolitan area

All bicycle riders must have insurance to cover damages and accidents that occur while they are riding a bicycle, such as injuries to other people due to a traffic accident. For young people under twenty—the legal age of adulthood—their parents/guardians must enroll them in insurance. Since bicycle insurance may be added as a special rider as individual casualty insurance included in car insurance policies, etc., please check with your insurance company or agent to see whether you/your children are enrolled.

★ If you have taken your bicycle in for a checkup (fee charged) at a bicycle safety maintenance shop and has a TS mark sticker dated within one year of the checkup, insurance is included.



TS mark

Make sure your bicycle is registered

Bicycle owners must register their bicycles. The anti-crime registration system is useful for tracing ownership if your bicycle is stolen or removed from a no-parking zone.

Anti-crime registration procedures

If you buy your bicycle at a bicycle shop that handles anti-crime registration, you can complete registration there at the same time. If you purchase your bike by mail order or via the Internet, please take it to a bike shop or other location with a sign indicating that it handles bicycle anti-crime registrations and complete the designated procedures:

Required items for registration

1. The bicycle to be registered
2. Some form of personal identification issued by a public institution (such as a driver's license, health insurance card or residence card)
3. Anti-crime registration fee: ¥660 (nontaxable)

★ If you get a used bicycle from another individual, please obtain the bicycle anti-crime registration card (customer's copy) that person received when he/she bought the bicycle. Take the bike and registration card along with the required items mentioned above to an anti-crime registration location to complete the designated procedures. For more information, please check the Tokyo Metropolitan Bicycle Dealer Anti-Crime Association website.



Follow the Five Rules for Riding Bicycles Safely

The five rules



1. As a rule, ride your bicycle only on the street

Note: Ride on the sidewalk only when street and traffic conditions make riding on the street hazardous, and while paying careful attention to the pedestrians.


2. Ride on the left side of the street

3. On the sidewalk, pedestrians have the right of way; bicycles should be ridden slowly on the side nearest the street

4. Obey safety rules

These rules include: Riding bicycles under the influence of alcohol and riding with a passenger are prohibited. Turn on your headlight at night. Riding with an open umbrella is prohibited.

5. Children must wear cycling helmets when riding



★ The five rules for bicycles and traffic rules are explained in the Shinjuku Start Guide and the *Guide to Living in Shinjuku*. Violations are punishable by fines, and if you break the rules more than once you will have to attend bicycle safety classes, so please read the rules carefully and follow them!

Shinjuku Start Guide

https://www.city.shinjuku.lg.jp/tabunka/tabunka01_000001_00002.html



Guide to Living in Shinjuku

http://www.foreign.city.shinjuku.lg.jp/en/wp-content/uploads/sites/4/2020/04/ShinjukuBook_jeck_202004.pdf





Discover

Shinjuku's Most Attractive Qualities

Eleventh in the Series

Seasonal Flower and Greenery Spots

2 Inuzakura (Dog Cherry) at Kita-Shinjuku Park

The leaves of the dog cherry stand out more than the delicate flowers of these trees. In Shinjuku City, this is a rare type of greenery.

Best time to view: Late April through early-May



3 Hydrangeas at Shinjuku Chuo Park

You can enjoy the various colors of hydrangea from the rainy season through summer.

Best time to view: Early June through July



Blessed with four distinctive seasons and the seasonal flowers and greenery that accompany them is just one of Japan's attractive qualities. Shinjuku City has many spots overflowing with natural scenery, such as locations famous for their flowers and parks that people in the community love. Why not enjoy the seasons of Japan in Shinjuku?



Other recommended spots

Name	Best Time to View
6 Row of cherry trees at Sotobori	Late March through the beginning of April
7 Rosebud Cherries at Shinjuku Chuo Park	Mid-March through late March
8 Peonies at Yakuo-in Temple	Mid-April through late April
9 Fresh greenery at Shinjuku Yuhodo Park (Shiki-no-Michi [Four Seasons Road])	April through June
10 Autumn colors at Shimo-Ochiai Yachono-Mori Park	November through the beginning of December
11 Autumn colors at Toyama Park	November through the beginning of December
12 Shinjuku Gyoen National Garden	Offering a variety of flowers and greenery throughout the year

Request

To prevent the spread of COVID-19, please maintain a safe distance from other people so that crowds do not develop while viewing the natural scenery.



1 Rows of cherry trees along the Kanda-gawa River Promenade and in Kanda Josui Park

The cherry blossoms blooming on both sides of the Kanda-gawa River are gorgeous!

Best time to view: Late March through the beginning of April



5 Daffodils at Yarai Park

The daffodils blooming in a corner of this park attract the attention of people walking by.

Best time to view: Early January through late January



4 Autumn colors at Kanssen-en Park

Kanssen-en Park offers attractive natural scenery during each season, with the autumn colors considered the most gorgeous.

Best time to view: November through the beginning of December



From early December you can see the *yuki-tsuri** of the pine trees.**Yuki-tsuri* is the term for the braces and ropes that support the branches of pine trees to make them strong enough to resist the weight of heavy snow.